



My Portfolio

BASSAM EHAB

Freelance Data Analyst and Power BI Developer

- Clear insights • Smart decisions

I help businesses transform raw data into visual stories using Power BI, Excel and SQL. Sustainable growth through Strategic decisions .



About Me

Creative and results-driven freelance data analyst with an engineering background, passionate about turning numbers into visuals that are easy to understand and act upon. My dashboards focus on clarity, color balance, and business value.



EXPERIENCE

Sales Performance Dashboard

A visually rich dashboard showing revenue trends, top products, and monthly performance indicators.

Tools: Power BI, Excel

Finance and Expenses Dashboard

A colorful expense analysis dashboard highlighting cost distribution and spending patterns.

Tools: Power BI, SQL

EDUCATION





Bachelor of Engineering
Cairo University

2019 - 2024

SKILLS

1. Power BI (DAX, KPIs, Dashboards)
2. Excel (Dashboards, Advanced Formulas)
3. SQL (Joins, Queries)
4. Data Visualization & Analysis

SERVICES

1.  Power BI Dashboards - Interactive and colorful dashboards with KPIs and trends
2.  Excel Dashboards - Visual Excel reports for tracking and analysis
3.  Data Cleaning - Preparing clean and structured datasets
4.  SQL Analysis - Extracting and analyzing data using SQL queries

STRATEGY DEVELOPMENT

I help businesses grow by designing data-driven development strategies that turn raw data into clear, actionable decisions. Through Power BI dashboards, KPI frameworks, and advanced analytics, I support companies in:

- Data-driven development strategies
- KPI definition & performance insights
- Business-focused analytics
- Operational efficiency improvement
- Power BI strategic dashboards



CALL TO ACTION:

UNLOCK YOUR BUSINESS POTENTIAL WITH
SMARTER ANALYTICS - GET IN TOUCH!”

 +201281865609 |  01281865609 |  [LinkedIn](#)

Thank You